

# **Sandipani Public School**

## **Pendri Masturi**

Affiliated to CBSE, New Delhi.

Affiliation No.3330399

### **Session 2022-23**



### **Summer Holiday Assignment**

**Name-** \_\_\_\_\_

**Class - LKG**

**Section- 'A'**


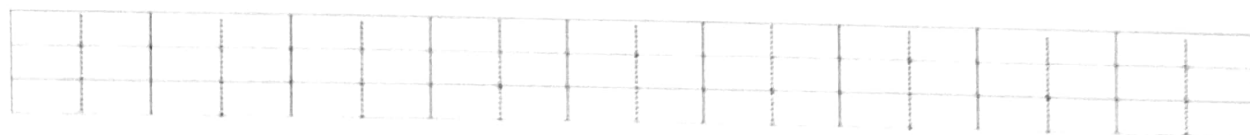
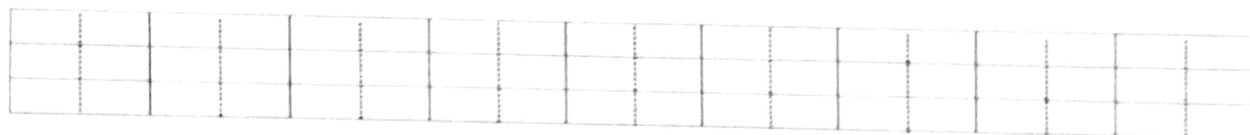
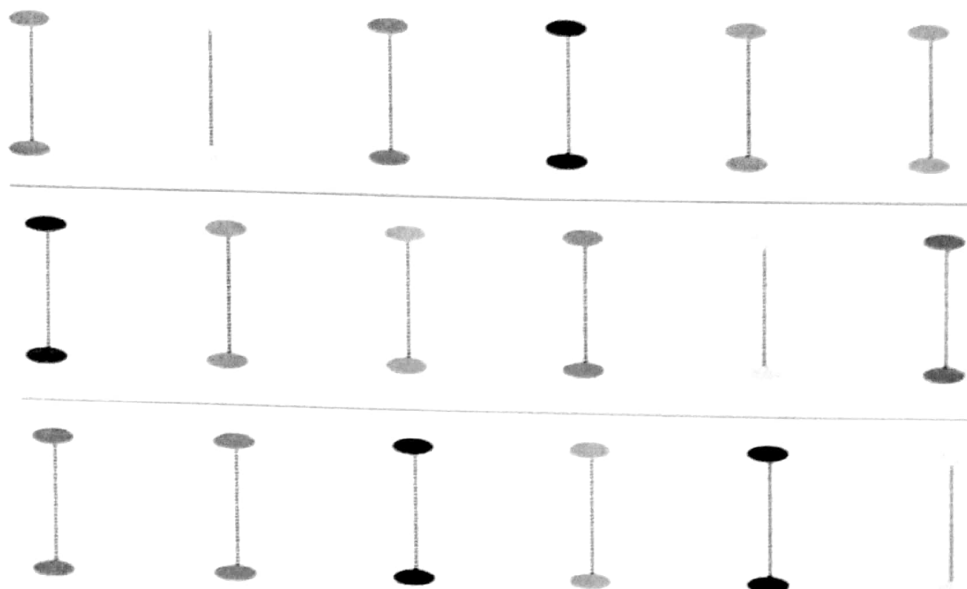
*M. S. D. S.*

*SPS*

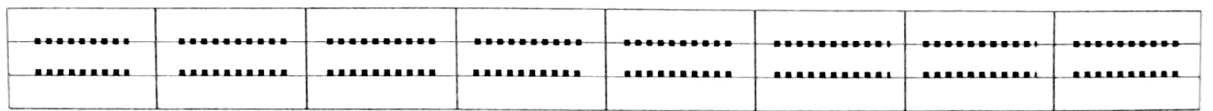
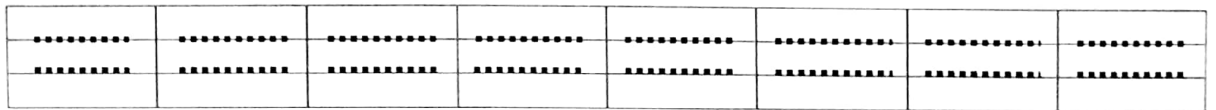
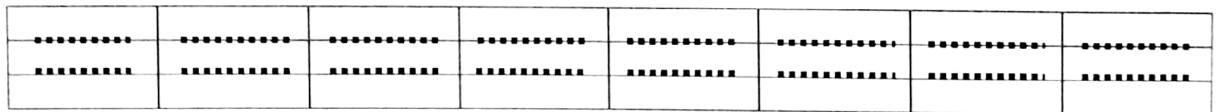
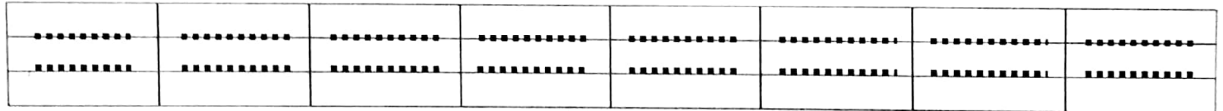
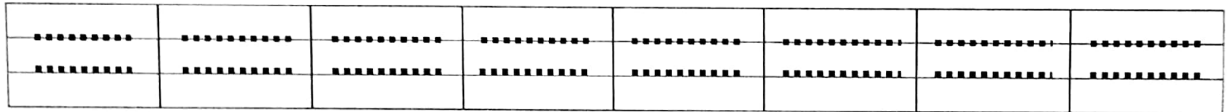



(Subject- English)

Q1. Trace the patterns


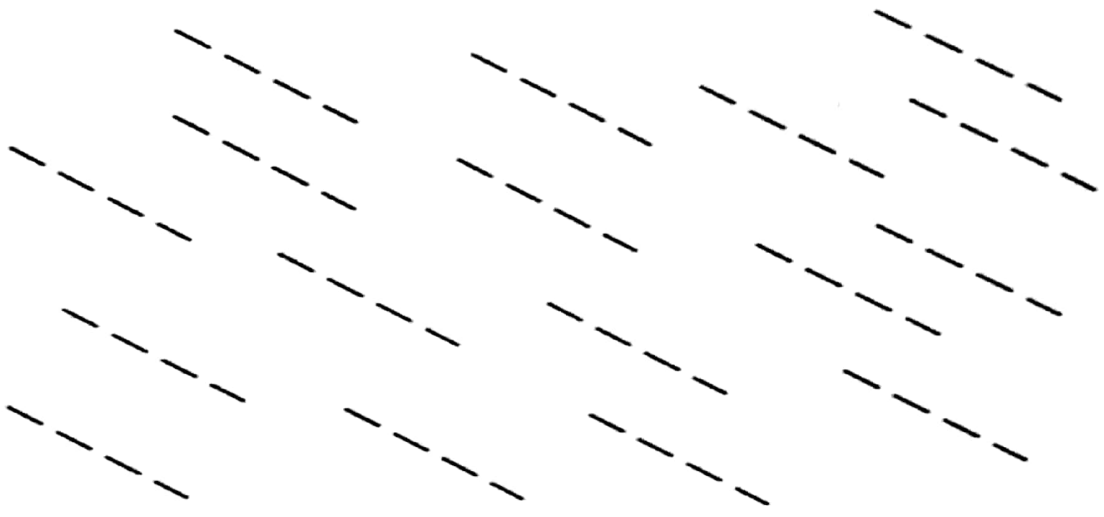
Standing Line




### Sleeping Line





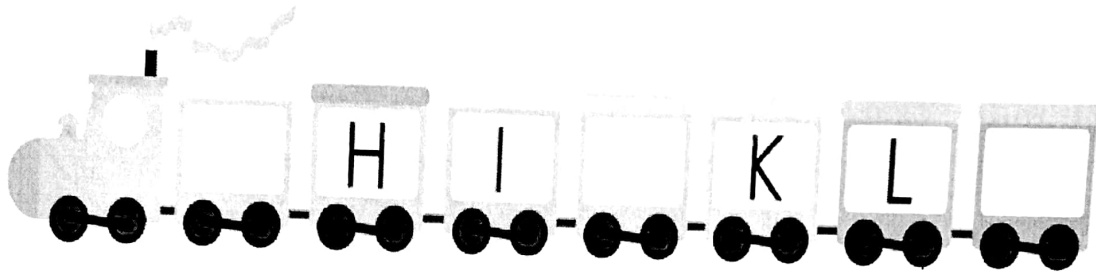

# Sloping Line



Q2. Trace and write capital alphabet A-Z and say aloud:

A	B	C	D	E	F	G	H
I	J	K	L	M	N	O	P
Q	R	S	T	U	V	W	X
Y	Z						
Write							
A							
I							
Q							
Y							

Q3. Write the missing letter from A to Z:



Q4. Match the uppercase letter to its lower case:



**A** ○

○ **b**



**B** ○

○ **d**



**C** ○

○ **e**



**D** ○

○ **a**



**E** ○


○ **f**



**F** ○

○ **c**

Q5. Look at each picture and circle the letter that makes the beginning sound:



**F**

**X**

**B**

**D**

**A**

**O**



**B**

**W**

**M**

**C**

**O**

**Z**



**F**

**S**

**C**

**U**

**K**

**P**



## (Subject-Maths)

Q1. Trace the number from 1 to 30:


1	2	3	4	5	6
7	8	9	10	11	12
13	14	15	16	17	18
19	20	21	22	23	24
25	26	27	28	29	30




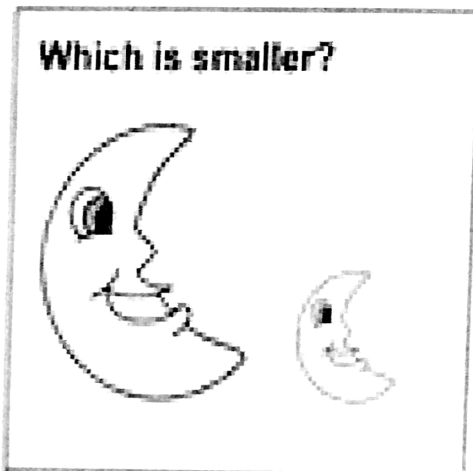




Q2. .Draw the line between numbers 1 till 20 consistently:





1 → 20



**Q3..Circle the object big in size:**



Q4.. Count shapes and write the numbers:



Q5. Count the picture and circle the correct number:



11

7



8

15




19

15




16

18



20

8



12

10



8

9

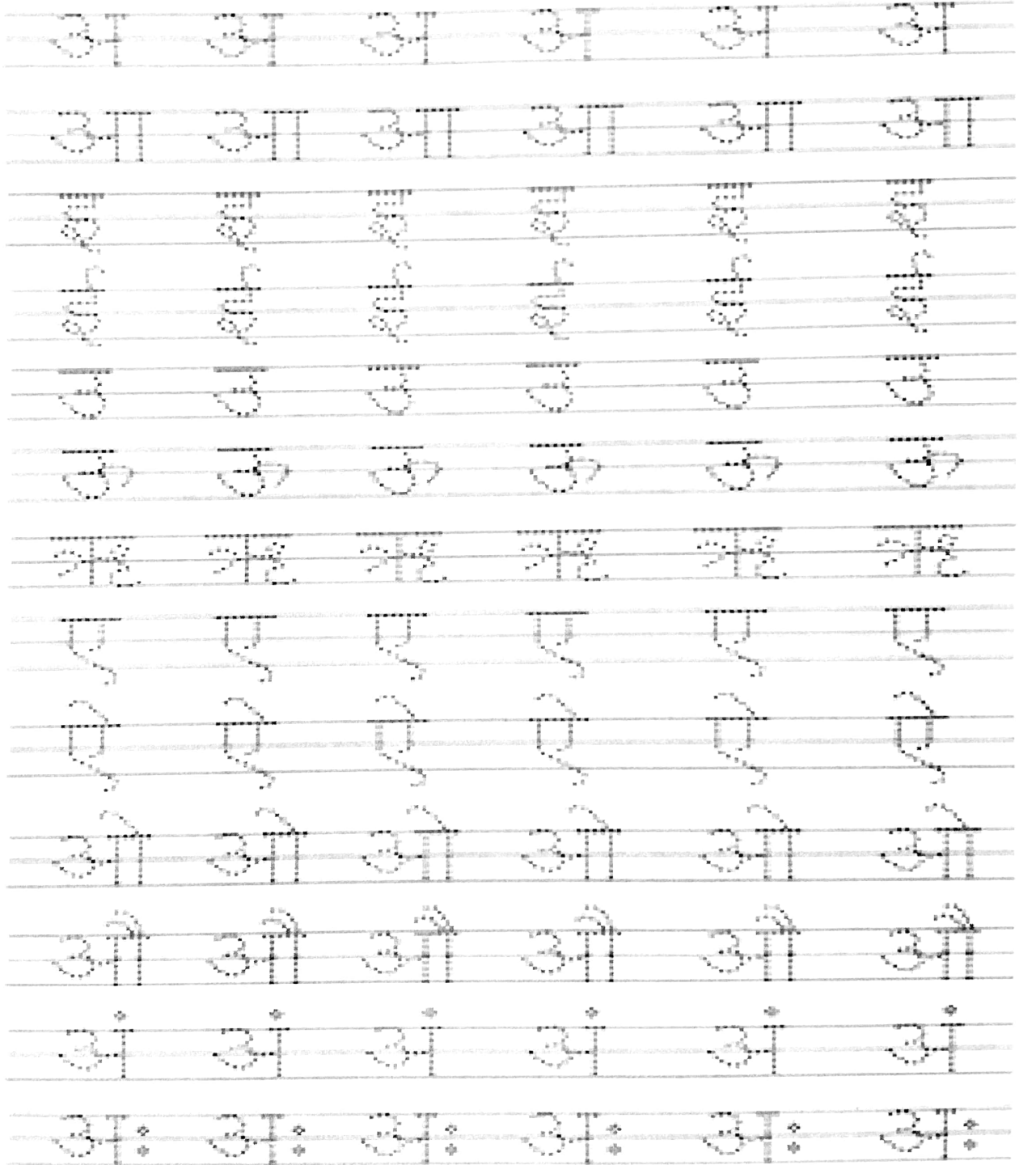


20

17

## (Subject- Hindi)

प्रश्न1 - अ से अः तक रेखाओं को जोड़ कर लिखो -



13

प्रश्न 2 अ से अ: तक लिखो -

A notebook page with horizontal lines for writing. The page is mostly blank, with the instruction 'प्रश्न 2 अ से अ: तक लिखो -' at the top left. The lines are evenly spaced and cover most of the page area.

प्रश्न3 चित्रों को पहचान कर सही स्वर से जोड़ो-

अ



आ



अ




आ



उ




इ



इ



प्रश्न4 चित्रों को देखकर उसका पहला अक्षर लिखो -



प्रश्न 5 सही अक्षर पर गोला लगाओ-



आ

अ

ऊ

इ



इ

ई

ऊ

इ



उ

ऊ

इ

इ



आ

उ

इ

उ



ऊ

अ

ऊ

इ



ऊ

अ

आ

अ