

Sandipani Public School

Pendri Masturi

Affiliated to CBSE, New Delhi.

Affiliation No.3330399

Session 2022-23



Summer Holiday Assignment

Name- _____

Class - II


Section- _____

Anugraha

SPS

Subject- English

1. Write 5 lines how trees are helpful to us:



1. _____

2. _____

3. _____

4. _____

5. _____

2. Uses of A / An

- | | |
|-------------------|--------------------|
| 1) _____ Apple | 2) _____ Parrot |
| 3) _____ Onion | 4) _____ Nest |
| 5) _____ Giraffe | 6) _____ Insect |
| 7) _____ Eagle | 8) _____ Book |
| 9) _____ Lion | 10) _____ Umbrella |
| 11) _____ Duck | 12) _____ Eye |
| 13) _____ Tree | 14) _____ Orange |
| 15) _____ Ink-pot | |

3. Write plurals form:-

Singular

Plural

- 1) Boy
- 2) Pin
- 3) Toy
- 4) Pencil
- 5) Hat
- 6) Comb
- 7) Bat
- 8) Pencil
- 9) Table
- 10) Banana
- 11) Shirt
- 12) Bottle
- 13) Star
- 14) Fan
- 15) Chair
- 16) Kite

- 17) Cap
- 18) Umbrella
- 19) Spoon
- 20) Flower


4. Fill in the blanks with this / That / These / Those:-

1)



is a chair.

2)



are cats .

3)

are roses.



4)

is a ball.



5)




are ducks.


6)

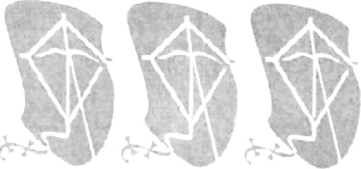


are bags.

7)  are boys.

8) is a flower. 

9)  is a car.

10)  are kites.

5. Paste your family pictures and write 10 lines on it.

1. _____

2. _____

3. _____

4. _____

5. _____

6. _____

7. _____

8. _____

9. _____

10. _____

(Note: Do cursive writing page no. 2 to 15)

Subject- Math's

Q1) What comes after.

a) 11 _____

f) 10 _____

b) 15 _____

g) 14 _____

c) 17 _____

h) 13 _____

d) 12 _____

i) 25 _____

e) 18 _____

j) 20 _____

Q2) Write tens and ones in the blank:

a) 15 = _____ tens _____ ones

g) 19 = _____ tens _____ ones

b) 18 = _____ tens _____ ones

h) 25 = _____ tens _____ ones

c) 14 = _____ tens _____ ones

i) 65 = _____ tens _____ ones

d) 17 = _____ tens _____ ones

j) 88 = _____ tens _____ ones

e) 12 = _____ tens _____ ones

l) 57 = _____ tens _____ ones

f) 13 = _____ tens _____ ones

m) 79 = _____ tens _____ ones

Q3) What comes between.

a) 15 _____ 17

b) 25 _____ 27

c) 55 _____ 57

d) 63 _____ 65

e) 52 _____ 54

f) 87 _____ 89

g) 59 _____ 61

h) 74 _____ 76

i) 82 _____ 84

j) 11 _____ 13

Q4) write number name:

a) 45 _____

b) 57 _____

c) 25 _____

d) 64 _____

e) 28 _____

f) 74 _____

g) 35 _____

h) 46 _____

i) 89 _____

j) 17 _____

Q5) What comes before:

a) _____ comes just before 15

b) _____ comes just before 10

c) _____ comes just before 55


- d) _____ comes just before 46
e) _____ comes just before 74
f) _____ comes just before 49
g) _____ comes just before 38
h) _____ comes just before 28
i) _____ comes just before 58
j) _____ comes just before 47

6) What comes between?

- | | |
|----------------|----------------|
| a) 15 _____ 17 | b) 25 _____ 27 |
| c) 55 _____ 57 | d) 63 _____ 65 |
| e) 52 _____ 54 | f) 87 _____ 89 |
| g) 59 _____ 61 | h) 74 _____ 76 |
| i) 82 _____ 84 | j) 11 _____ 13 |

Q7) Write table 2 to 9

8



SUBJECT – HINDI

प्र.1 अ से अः तक की मात्राओं को याद करके लिखिए , हर एक मात्रा से 2-2 शब्द बनाइए ।

वर्ण	मात्राएँ	शब्द	शब्द

प्र.२ बारहखड़ी याद करके लिखिए-

A large rectangular box with a double-line border, containing 20 horizontal dotted lines for writing.



प्र.३ एक से बीस तक हिंदी में गिनती लिखिए (३ बार) -

हिंदी अंक

शब्दों में

शब्दों में


शब्दों में

प्र-४. चित्र को देखकर उसके विषय मे पांच से आठ लाइन लिखिए -



SUBJECT: SCIENCE

1: Paste your *School* pictures and write 10 lines on it.



1. _____
2. _____
3. _____
4. _____
5. _____
6. _____
7. _____
8. _____
9. _____
10. _____

2. Match the following:-

(A)

- 1) Summer
- 2) Winter
- 3) Rainy season
- 4) Boy
- 5) Girl

(B)

- Man
- Raincoat
- Fan
- Woman
- Sweater

3. Write the name of their young ones:-

1)



2)



3)



4)



5)



4. Fill in the blanks with:-

1) What is the name of your school?

2) What is the name of your class teacher?

3) How old are you?

4) What is your father's name?

5) What is your mother's name?

5. Encircle the things you carry to school every day.

- | | | |
|--------------|------------|----------|
| Pencil | school bag | Chair |
| Water bottle | Stone | Books |
| Fan | Lunch box | Eraser |
| Chalk | Telephone | Sharpner |

6. Look at the pictures and name the activities you do in school:-

1)



2)



3)



4)

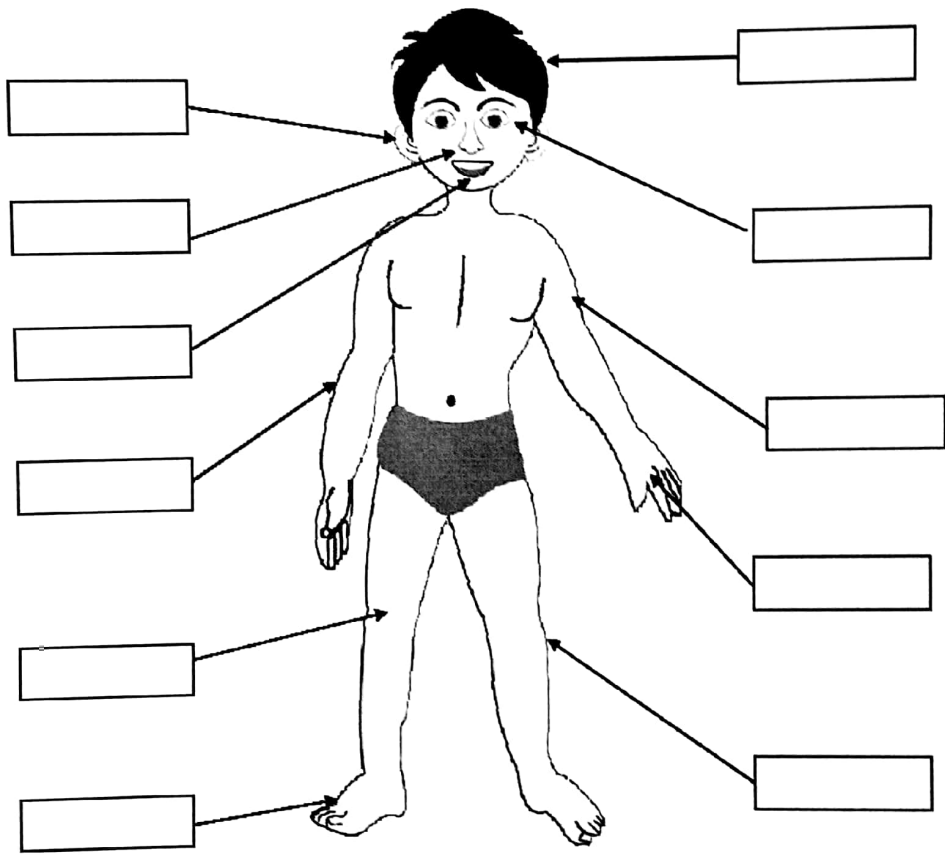


5)



My Body Worksheet

Look at the bellow picture and use the word bank of at bottom of the page to help label the different part of the body.



Hair	Eye	Leg	Arm	Nose
Mouth	Hand	Ear	Knee	Elbow
		Foot		

Set 8

(19) Set

