

Sandipani Public School

Pendri Masturi

Affiliated to CBSE, New Delhi.

Affiliation No.3330399

Session 2022-23



Summer Holiday Assignment

Name- _____

Class - I

Section- A

8. J.

8. J.

ENGLISH

1. Write the meaning of the words –

a. Bush – _____

b. Puppy – _____

c. colourful – _____

d. Balcony - _____

2. Tick the right answer .

a. There is a _____ in the bush .
i. rat ii. rabbit iii. puppy

b. That is a _____ tree .
I . a mango ii. an apple iii. a papaya

c. Those are _____ fruits .
i. fresh ii. stale iii. rotten

d. The _____ twinkle only in night .
i. Birbal ii. Akbar iii. Birbal's daughter

3. Answer the following questions .

a. Are the vegetables raw ?

b. Who is Ira's brother ?

c. Are those fruits stale ?

d. When do the stars twinkle ?

4 . Fill in the missing letters and complete the names of fruits and vegetables .

B		N		N	
---	--	---	--	---	--

G		A		E	
---	--	---	--	---	--

P		P		Y	
---	--	---	--	---	--

O		A		G	
---	--	---	--	---	--

C		R		O	
---	--	---	--	---	--

T		M		T	
---	--	---	--	---	--

5. Fill in the blanks with is/am/are .

- a. The girl _____ dancing .
- b. Mother _____ cooking .
- c. Fruits _____ fresh .
- d. puppy _____ in the bush .
- e. The stars are twinkling .
- f. I _____ a boy/girl .
- g. They _____ eating mango .
- h. She _____ washing clothes .

HINDI

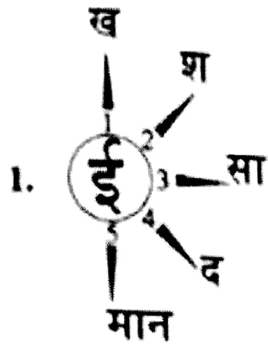
प्र. १अ से अ: तक की मात्राओ को याद करके लिखिए , तथा उससे दो - दो शब्द भी बनाइये -

वर्ण**मात्राए****शब्द****शब्द**


प्र.२ बारहखड़ी याद करके लिखिए-

A large rectangular box with a double-line border, containing 24 horizontal dotted lines for writing. The lines are evenly spaced and extend across the width of the box.

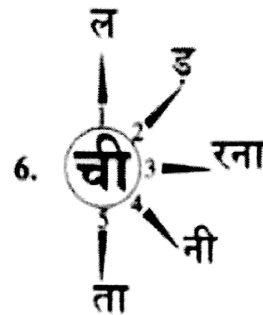
प्र.३ गोले में दिए गए अक्षर को बाहर दिए गए अक्षरों के साथ जोड़कर शब्द बनाओ।



1. ईख
2. _____
3. _____
4. _____
5. _____



1. कीट
2. _____
3. _____
4. _____
5. _____



1. चील
2. _____
3. _____
4. _____
5. _____



1. खीर
2. _____
3. _____
4. _____
5. _____



1. छीका
2. _____
3. _____
4. _____
5. _____



1. गीला
2. _____
3. _____
4. _____
5. _____



1. जीरा
2. _____
3. _____
4. _____
5. _____

प्र-४. चित्र को देखकर उसके विषय में पांच लाइन लिखिए -



.....

.....

.....

.....

.....

Number	Number name
1	
2	
3	
4	
5	
6	
7	
8	
9	
10	
11	
12	
13	
14	
15	
16	
17	
18	
19	

3. What comes after this number :-

- 9 -
- 14 -
- 11 -
- 4 -
- 7 -
- 10 -
- 17 -

4. What comes before this number :-

- = 9
- = 4
- = 7
- = 13
- = 17
- = 16

5. What comes between these numbers :-

- 13 15
- 17 19
- 12 14
- 6 8
- 1 3
- 11 13

6. Add the numbers :-

5

+ 4

2

+ 7

5

+ 1

6

+ 3

1

+ 9

4

+ 3

2

+ 6

8

+ 1

7. Subtract the numbers :-

6

- 1

9

- 7

5

- 2

8

- 3

9

- 1

6

- 4

7

- 6

4

- 1

EVS

I. Write about Myself

Paste your
recent photo

Paste your
childhood
photo

1. My name is _____.
2. I am a _____.(boy/girl)
3. I am _____ years old
4. I live in _____.
5. I study in _____ school.
6. My father's name is _____.
7. My mother's name is _____.
8. I have _____ brothers and _____ sisters.
9. My father is _____.(Write his occupation)
10. My mother is _____.(Write her occupation)
11. I live in a _____ family.
12. My favourite food is _____.

13. My favourite colour is _____.

14. I like to play _____

15. _____ is my best friend.

II. Fill in the blanks:-

1. _____ help us to see.

2. We have _____ nose

3. The _____ helps us to taste.

4. The skin helps us to _____.

5. _____ help us to run.

III. Write 5 body parts:-

1. _____

2. _____

3. _____

4. _____

5. _____

IV. Name them:-

1. Two members of your family.

Ans: _____

2. Two fruits.

Ans: _____

3. Two type family.

Ans: _____

4. Two plants.

Ans: _____


5. Two flowers.

Ans: _____

6. Two means of transport.

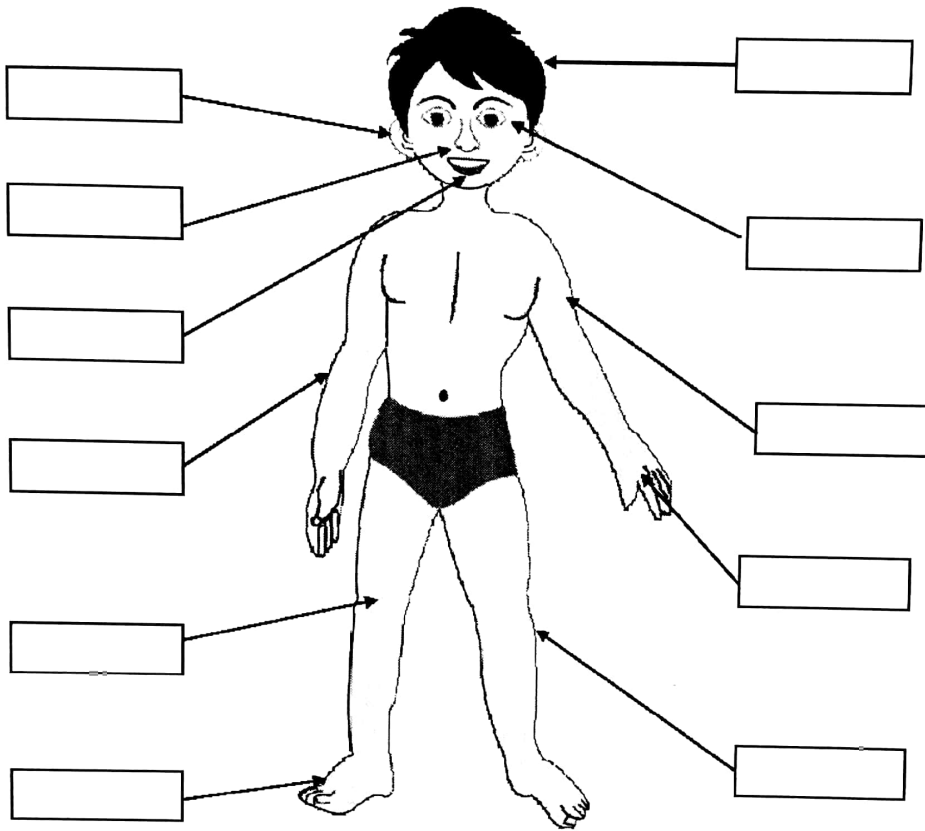
Ans: _____

IV. Draw the picture of tree and paste passport size of photos of your family members and make a family tree.



My Body Worksheet

Look at the bellow picture and use the word bank of at bottom of the page to help label the different part of the body.



Hair	Eye	Leg	Arm	Nose
Mouth	Hand	Ear	Knee	Elbow
		Foot		